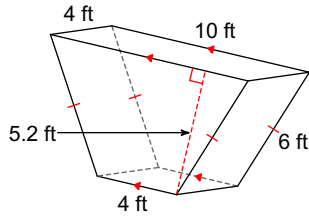


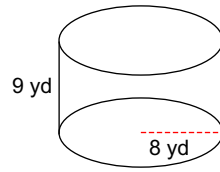
Unit 8.1 Surface area of Prisms and Cylinders PRACTICE

Find the surface area of each figure. Round your answers to the nearest hundredth, if necessary. Leave your answers in terms of π for answers that contain π .

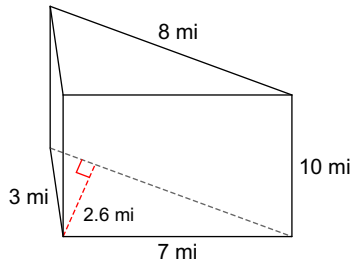
1) 176.8 ft²



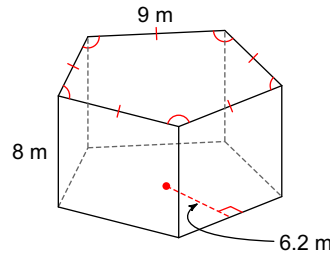
2) 272 π yd²



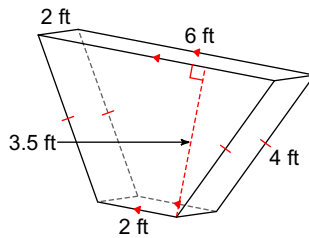
3) 200.8 mi²



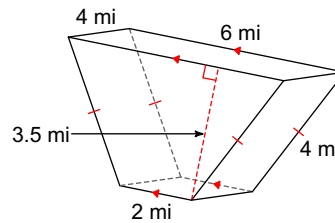
4) 639 m²



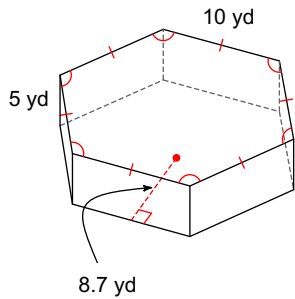
5) 60 ft²



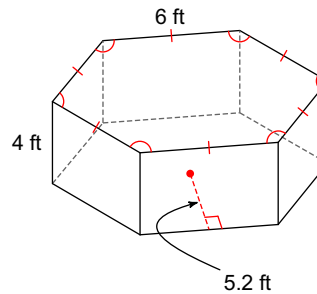
6) 92 mi²



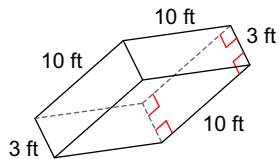
7) 822 yd²



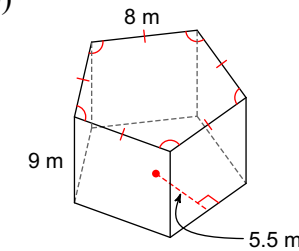
8) 331.2 ft²



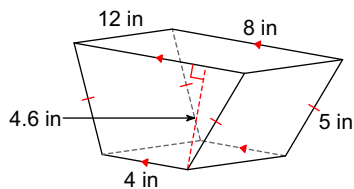
9) 320 ft²



10) 580 m²



11) 319.2 in²



12) 360 π cm²

