

Unit 8.1 Mean, Median, and Mode

Find the mode, median, and mean for each data set.

- 1) Shoe Size
 10 8 6 8.5 8 8 7.5
 8.5 8.5 9.5

- 2) Minutes to Run 5km
 45.4 33 27.1 28 27.3 35.6
 21.5 36.7 27.1

- 3) Age at First Job
 13 18 17 17 14 18 14
 17 18 15

- 4) Mens Heights (Inches)
 67 70 77 72 71 67 69
 75 71 71 73

- 5) Shoe Size
 8.5 10 7.5 10 8 6.5 8
 9.5 10 8.5 7.5 8 8 8.5
 7.5 5 5.5

- 6) Age at First Job
 16 17 16 17 15 18 18
 14 17 17 16 17 19 13
 17 17 16

- 7) Age Assumed Office

Senator	Age
Bernie Sanders	65
Ron Wyden	46
Cory Booker	44

Senator	Age
John Hoeven	53
Jeanne Shaheen	61

Senator	Age
Roger Wicker	56
John Walsh	53

Senator	Age
Richard Shelby	52
Jeff Sessions	50

Senator	Age
Bill Nelson	58
Barbara Mikulski	50

- 8) Birth Rate

Country	Births/woman
Cuba	1.46
Portugal	1.52
Indonesia	2.18
Russia	1.61
Dominica	2.05
Maldives	1.76
Monaco	1.52
Bulgaria	1.44
Serbia	1.42

- 9) Basketball Tournament Champions

School	Times Won
La Salle	1
UNLV	1
Maryland	1
Stanford	1
Syracuse	1
Arkansas	1
Arizona	1
UCLA	11
Connecticut	4

10)

Sales Tax

State	Percent
California	7.5
Illinois	6.25
Kentucky	6
Delaware	0

State	Percent
Oklahoma	4.5
Maryland	6
Alaska	0
Idaho	6

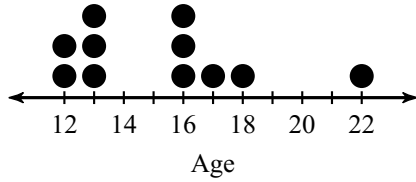
State	Percent
West Virginia	6
Massachusetts	6.25
Montana	0

State	Percent
Arkansas	6.5
Wisconsin	5
Ohio	5.75

State	Percent
Georgia	4
Nebraska	5.5
South Carolina	6

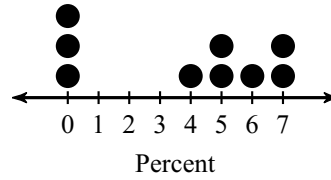
11)

Age at First Job

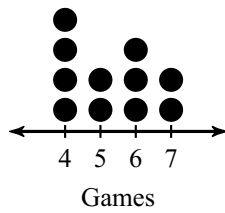


12)

Sales Tax by State

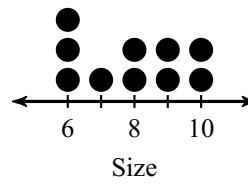


13) Games per World Series



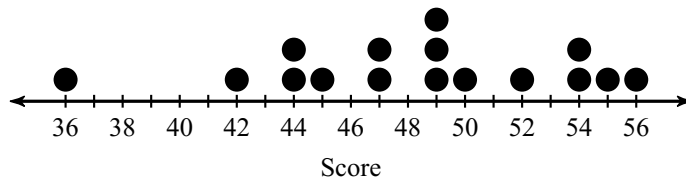
14)

Shoe Size



15)

Test Scores



16)

Hours Slept

