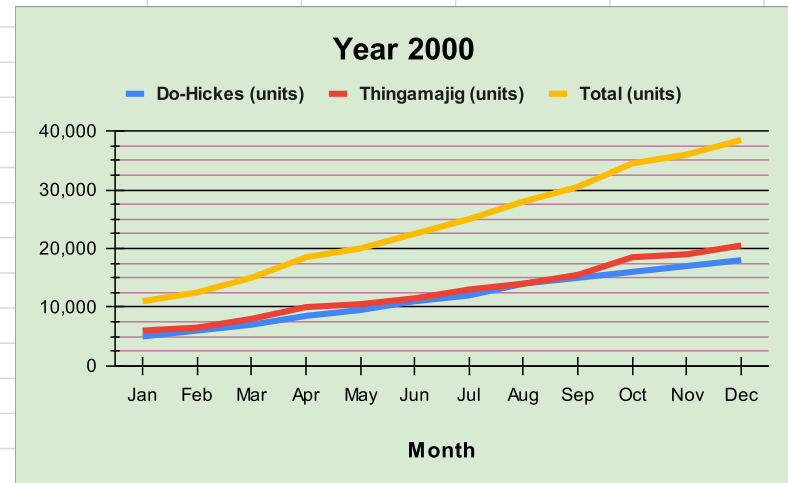
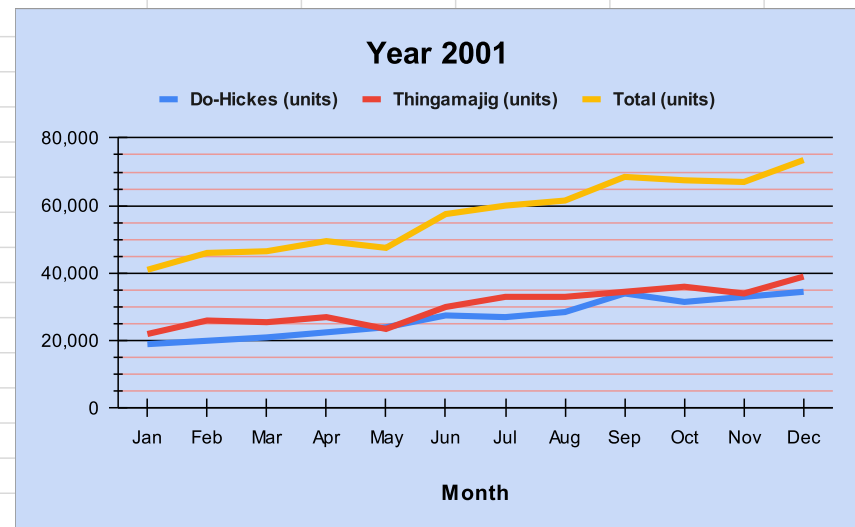


Year	Month	Do-Hickes (units)	Thingamajig (units)	Total (units)
2000	Jan	5,000	6,000	11,000
2000	Feb	6,000	6,500	12,500
2000	Mar	7,000	8,000	15,000
2000	Apr	8,500	10,000	18,500
2000	May	9,500	10,500	20,000
2000	Jun	11,000	11,500	22,500
2000	Jul	12,000	13,000	25,000
2000	Aug	14,000	14,000	28,000
2000	Sep	15,000	15,500	30,500
2000	Oct	16,000	18,500	34,500
2000	Nov	17,000	19,000	36,000
2000	Dec	18,000	20,500	38,500
			Average	24,333



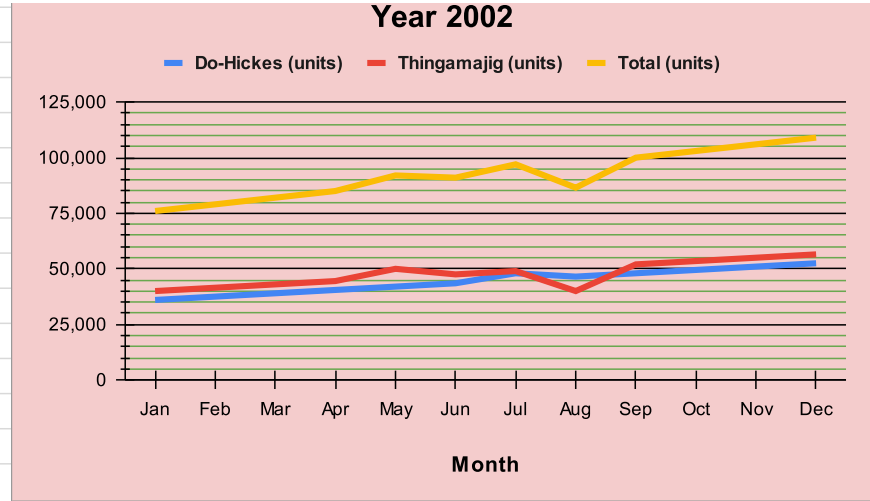
Year	Month	Do-Hickes (units)	Thingamajig (units)	Total (units)
2001	Jan	19,000	22,000	41,000
2001	Feb	20,000	26,000	46,000
2001	Mar	21,000	25,500	46,500
2001	Apr	22,500	27,000	49,500
2001	May	24,000	23,500	47,500
2001	Jun	27,500	30,000	57,500
2001	Jul	27,000	33,000	60,000
2001	Aug	28,500	33,000	61,500
2001	Sep	34,000	34,500	68,500
2001	Oct	31,500	36,000	67,500
2001	Nov	33,000	34,000	67,000
2001	Dec	34,500	39,000	73,500
			Average	57,167



Year	Month	Do-Hickes (units)	Thingamajig (units)	Total (units)
------	-------	-------------------	---------------------	---------------

2000	Jan	5,000	6,000	11,000
------	-----	-------	-------	--------

2002	Jan	36,000	40,000	76,000
2002	Feb	37,500	41,500	79,000
2002	Mar	39,000	43,000	82,000
2002	Apr	40,500	44,500	85,000
2002	May	42,000	50,000	92,000
2002	Jun	43,500	47,500	91,000
2002	Jul	48,000	49,000	97,000
2002	Aug	46,500	40,000	86,500
2002	Sep	48,000	52,000	100,000
2002	Oct	49,500	53,500	103,000
2002	Nov	51,000	55,000	106,000
2002	Dec	52,500	56,500	109,000
			Average	92,208



Year	Month	Do-Hickes (units)	Thingamajig (units)	Total (units)
2003	Jan	56,000	60,000	116,000
2003	Feb	57,500	61,500	119,000
2003	Mar	64,500	63,000	127,500
2003	Apr	60,500	64,500	125,000
2003	May	62,000	68,500	130,500
2003	Jun	63,500	67,500	131,000
2003	Jul	62,000	74,000	136,000
2003	Aug	58,500	70,500	129,000
2003	Sep	68,000	72,000	140,000
2003	Oct	69,500	69,000	138,500
2003	Nov	71,000	75,000	146,000
2003	Dec	72,500	76,500	149,000
			Average	132,292

