

IXL Real-Time Diagnostic



QUICK-START GUIDE

- The Real-Time Diagnostic pinpoints students' levels of understanding in math and language arts, and it can be accessed anytime.
- Teachers receive up-to-the-minute insights, and students are offered tailored recommendations.
- After students reveal their levels, answering 10–15 questions a week will keep the Diagnostic up to date!

1

Have your students sign in to IXL at www.ixl.com and walk them through the following steps!

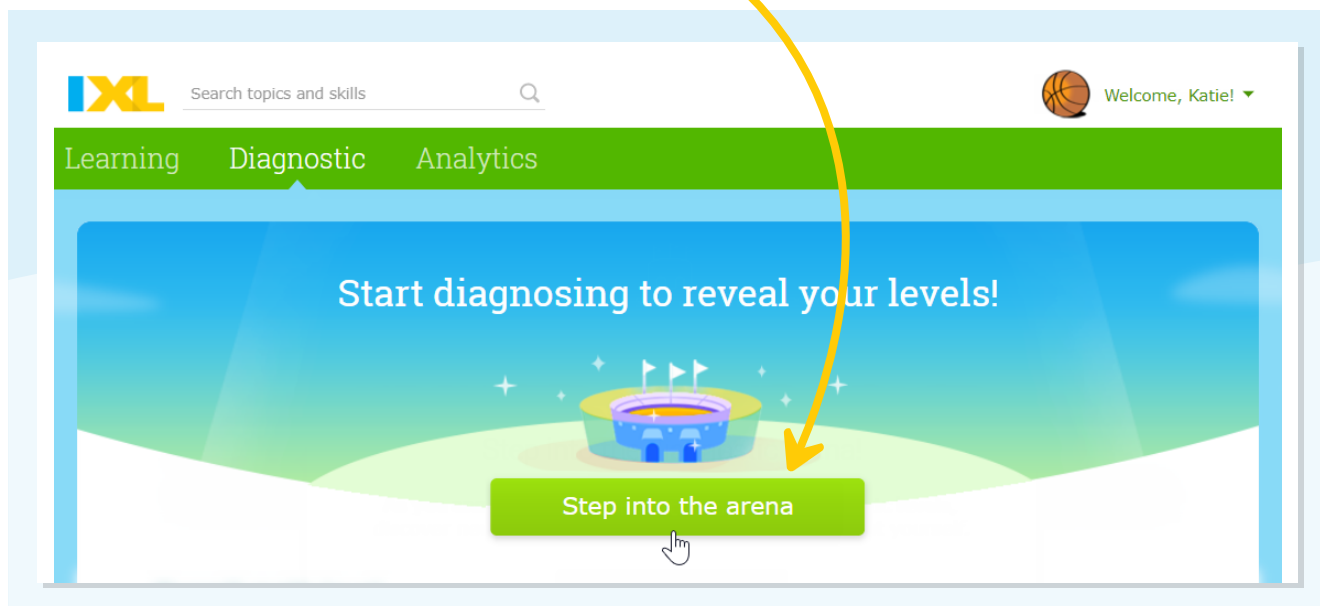
A screenshot of the IXL website homepage. The browser address bar shows 'https://www.ixl.com'. The page features a search bar, a navigation menu with 'Learning', 'Diagnostic', 'Analytics', 'Inspiration', and 'MEMBERSHIP', and a main banner with the text 'IXL is personalized learning'. Three callout boxes highlight features: 'Comprehensive K-12 curriculum' (Math, Language arts, Science, Social studies, Spanish), 'Trusted by educators and parents' (Over 70 billion questions answered, More than 10 million students use IXL), and 'Immersive learning experience' (Analytics, Recommendations, Real-Time Diagnostic, Awards). A 'Become a member!' button is visible at the bottom. A yellow arrow points to the 'Password' field in the sign-in form.

2

Click on **Diagnostic** to head to the diagnostic arena.

A screenshot of the IXL website navigation menu. The menu is green and contains the items 'Learning', 'Diagnostic', and 'Analytics'. A yellow arrow points to the 'Diagnostic' link. A hand cursor is shown hovering over the 'Diagnostic' link. In the top right corner, there is a basketball icon and the text 'Welcome, Katie!' with a dropdown arrow.

3 Click **Step into the arena.**



4 You'll have a choice of questions. Click one to begin.

The screenshot shows the IXL diagnostic interface with a choice of questions. At the top, there is a search bar with the text "Search topics and skills" and a magnifying glass icon. To the right, there is a basketball icon and the text "Welcome, Katie!". Below the search bar is a green navigation bar with the words "Learning", "Diagnostic", and "Analytics". The main content area features a large blue and green graphic with the text "Ready to start? Choose a question:". Below this text are two question cards. The left card is titled "Complete the multiplication sentence that describes the model." and shows five circles, each containing four purple dots. Below the circles is the equation $\square \times 4 = \square$. A mouse cursor is positioned over the second circle. The right card is titled "Subtract." and shows the equation $90 - 3 = \square$. Below the question cards is a blue bar with a question mark icon and the text "When there are two questions offered, they both are equally valuable, so choose whichever one you'd like to try!".

5

Answer the question. Try your best!

The screenshot shows the IXL Diagnostic interface. At the top, there is a search bar with the text "Search topics and skills" and a magnifying glass icon. To the right, it says "Welcome, Katie!" with a basketball icon. Below this is a green navigation bar with "Learning", "Diagnostic", and "Analytics" tabs. The "Diagnostic" tab is active. The main content area has a blue header with a timer showing "4:35" and a refresh icon. Below the header, the instruction reads "Complete the multiplication sentence that describes the model." There are four circles, each containing four purple dots, representing a multiplication model. Below the circles is a multiplication sentence: $\square \times 4 = \square$. A green "Submit" button is located below the equation. A yellow callout box on the left says "Enter your answer." with an arrow pointing to the input boxes. Another yellow callout box on the right says "Haven't learned this yet? Click here to let the Diagnostic know and move on to another question." with an arrow pointing to a link that says "I don't know this yet >". A third yellow callout box at the bottom says "Click **Submit**." with an arrow pointing to the "Submit" button.

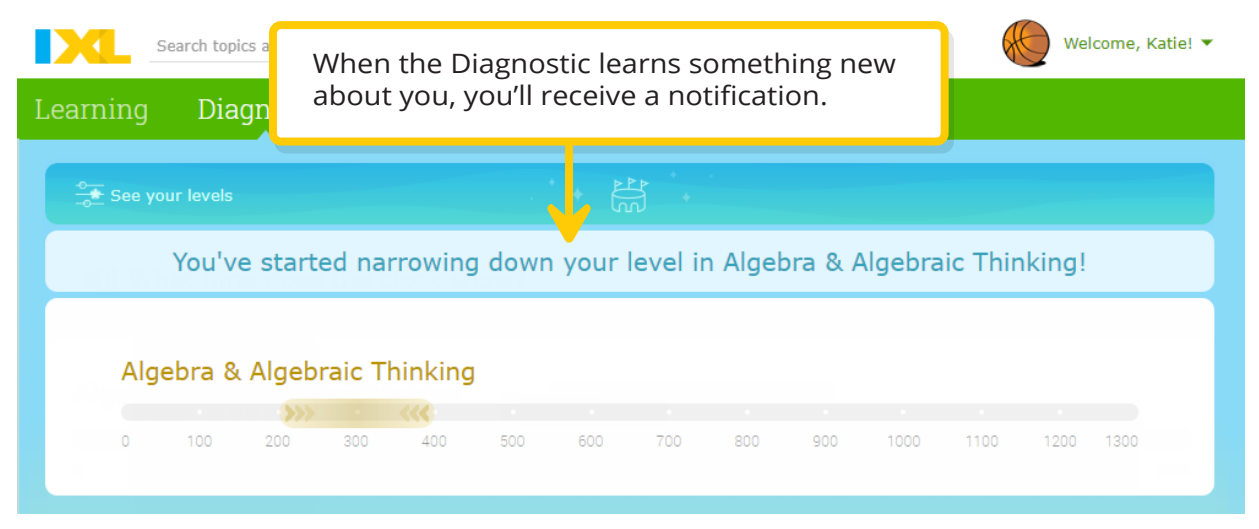
6

After every answer, the Diagnostic works behind the scenes, making meaningful connections about you!

The screenshot shows the IXL Diagnostic interface after an incorrect answer. A blue banner at the top contains the text "That's not it, but we'll try again later." Below the banner is a white area with several colorful circles (purple, blue, green, yellow, cyan, pink) scattered across it, representing a background or a visual element.

7

Keep answering targeted questions to narrow down what you know and what you're ready to learn!



The screenshot shows the IXL diagnostic interface. At the top, there is a search bar and a welcome message "Welcome, Katie!". Below the search bar, there are tabs for "Learning" and "Diagnostic". A yellow callout box points to a notification that says: "When the Diagnostic learns something new about you, you'll receive a notification." Below this, there is a button labeled "See your levels" with a refresh icon. A message below the button says: "You've started narrowing down your level in Algebra & Algebraic Thinking!". Below this message is a progress bar for "Algebra & Algebraic Thinking" with a scale from 0 to 1300. The progress bar shows a current level around 250.

When the Diagnostic learns something new about you, you'll receive a notification.

See your levels

You've started narrowing down your level in Algebra & Algebraic Thinking!

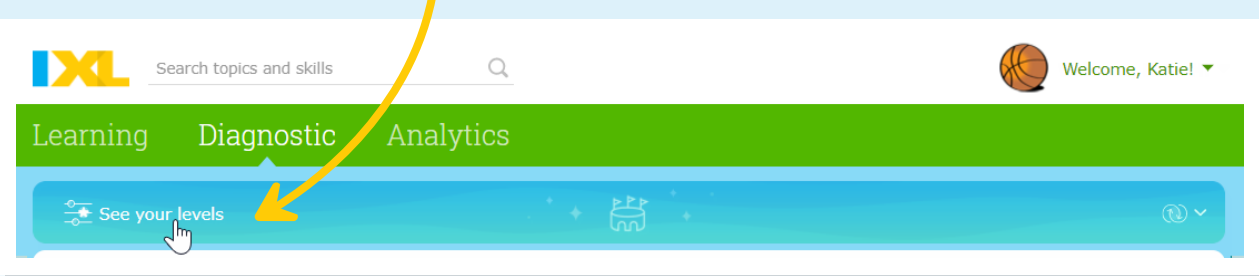
Algebra & Algebraic Thinking

0 100 200 300 400 500 600 700 800 900 1000 1100 1200 1300

? You can answer as many questions as you like! There isn't a set stopping point and you can come back to the Real-Time Diagnostic at any time.

8

Click on **See your levels** to view your diagnostic stats.

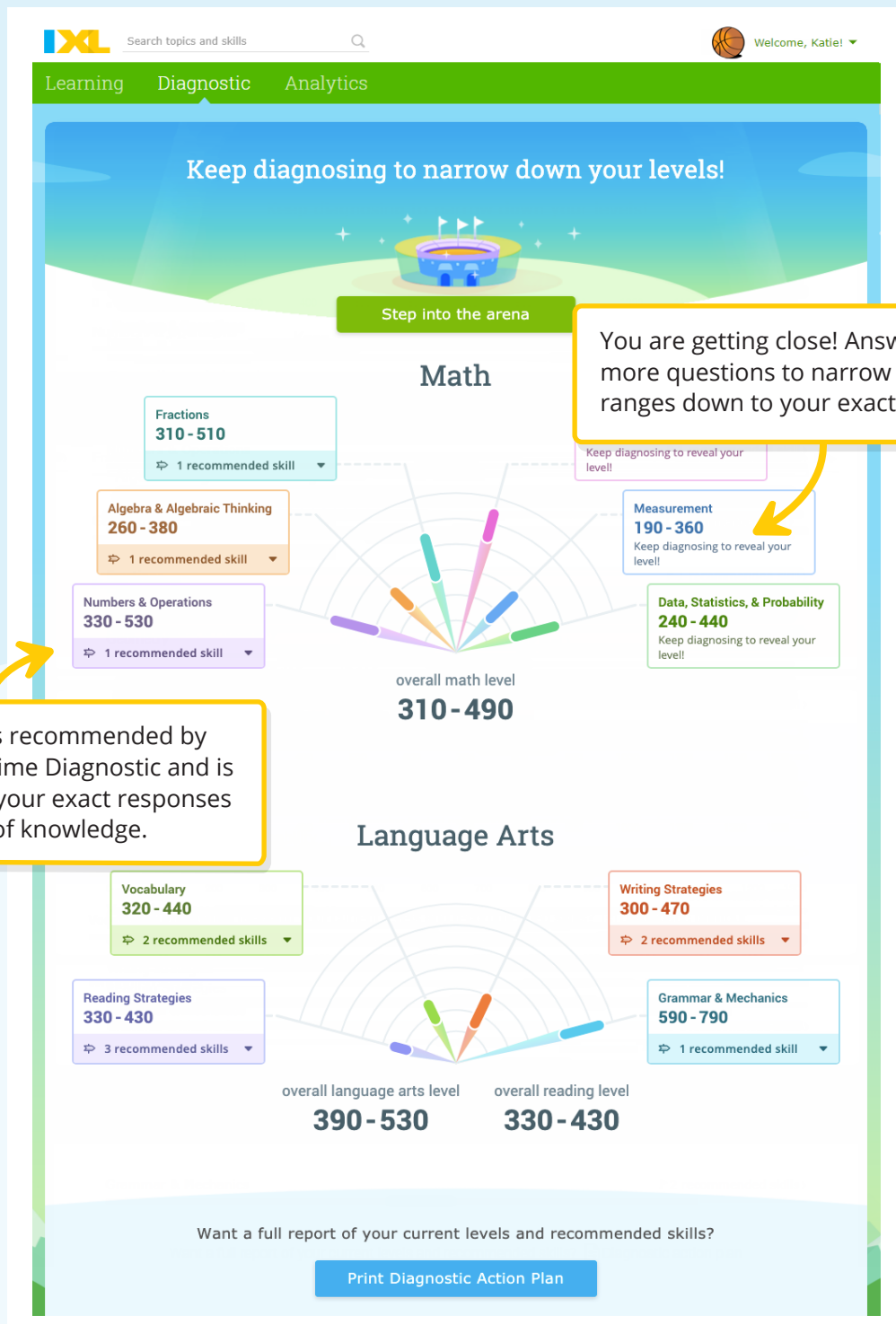


The screenshot shows the IXL diagnostic interface. At the top, there is a search bar and a welcome message "Welcome, Katie!". Below the search bar, there are tabs for "Learning", "Diagnostic", and "Analytics". A yellow arrow points to the "See your levels" button, which has a refresh icon. The button is highlighted with a white mouse cursor.

See your levels

9

Check out your current levels and learn more about yourself!



? Teachers, Analytics has even more diagnostic reporting available for you to gain insights into your students!

10

Continue answering questions to pinpoint your overall levels, reading level, and exact level in every strand.

The screenshot displays the IXL Diagnostic interface for a user named Katie. The interface is divided into two main sections: Math and Language Arts. Each section features a central gauge showing the overall level and several surrounding boxes representing different strands with their respective scores and recommended skills. Callouts provide instructions on how to interact with the interface.

Math Section:

- Overall Math Level: 340
- Fractions: 330 (3 recommended skills)
- Algebra & Algebraic Thinking: 350 (1 recommended skill)
- Numbers & Operations: 350 (1 recommended skill)
- Geometry: 290 (2 recommended skills)
- Measurement: 330 (5 recommended skills)
- Data, Statistics, & Probability: 370 (1 recommended skill)

Language Arts Section:

- Overall Language Arts Level: 360
- Overall Reading Level: 330
- Vocabulary: 340 (4 recommended skills)
- Reading Strategies: 330 (1 recommended skill)
- Writing Strategies: 420 (2 recommended skills)
- Grammar & Mechanics: 360 (2 recommended skills)

Callouts:

- Step into the arena:** To answer more diagnostic questions, click **Step into the arena**.
- Star in circle:** When a level is displayed as a circle with a star in it, your exact level has been revealed!
- Print Diagnostic Action Plan:** Click to see a full report of your Real-Time Diagnostic levels and recommended skills. Print or save it for reference.

Footer:

? What do the IXL levels mean? An IXL Diagnostic level of 500 represents readiness to begin working on fifth-grade level skills.

11

When you are ready to strengthen your knowledge in a strand, click on your recommended skills!

The screenshot displays the IXL Real-Time Diagnostic interface. At the top, there is a search bar and a welcome message for 'Katie'. Below this is a navigation bar with 'Learning', 'Diagnostic', and 'Analytics' tabs. A central banner reads 'Your diagnostic stats are fully up to date. Explore your recommendations!' with a 'Step into the arena' button. The main content is divided into two sections: Math and Language Arts. Each section features a central radar chart showing overall scores and several surrounding boxes for specific skills with their scores and recommended skill counts. A yellow arrow points to the 'Geometry' skill box in the Math section.

Subject	Overall Score	Skill	Skill Score	Recommended Skills
Math	340	Fractions	330	3 recommended skills
		Algebra & Algebraic Thinking	350	1 recommended skill
		Numbers & Operations	350	1 recommended skill
		Geometry	290	2 recommended skills
		Measurement	330	5 recommended skills
		Data, Statistics, & Probability	370	1 recommended skill
Language Arts	360 (overall language arts level)	Vocabulary	340	4 recommended skills
		Reading Strategies	330	1 recommended skill
		Writing Strategies	420	2 recommended skills
		Grammar & Mechanics	360	2 recommended skills

12 Explore all the skills recommended just for you, and select one to work on!

The screenshot shows the IXL Recommendations page. At the top, there is a search bar and a navigation menu with tabs for Learning, Diagnostic, and Analytics. Below this is a row of subject icons: Recommendations, Skill plans, Math, Language arts, Science, Social studies, Spanish, Standards, and Awards. The main heading is "Recommendations" with a sub-note "7 skills suggested by your teacher". A paragraph explains that the skills are recommended based on recent work. Two skill cards are highlighted with yellow boxes and callouts:

- Card 1:** "Shade in a **rectangle** with an area of 20 square units." It features a grid and a green "Try this >>" button. A callout box says: "Click on any recommendation to go to that skill!".
- Card 2:** "What shape is this?" It shows an orange triangle and buttons for "triangle", "square", and "rectangle". A callout box says: "This indicates the skill is recommended for you by the Real-Time Diagnostic." (An arrow points to the "From the diagnostic arena" label on the card).

The Real-Time Diagnostic is always available. Come back often!

Try to answer 10–15 questions a week to keep your levels up to date.